

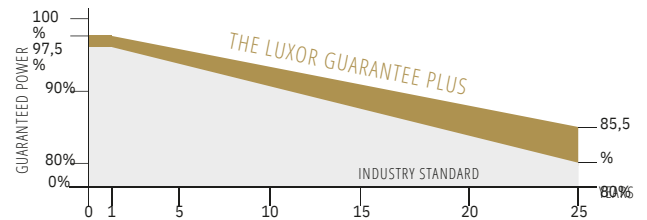
- + HIGHER YIELD: REDUCTION OF ELECTRICAL RESISTANCE
- + REDUCED LOSSES DURING PARTIAL SHADING
- + HIGH CLASS APPEARANCE: EASY INTEGRATION IN BUILDINGS
- + APPLICATIONS: RESIDENTIAL
- + ECO: ESPECIALLY ECONOMIC AND RELIABLE



product guarantee<sup>1</sup>



linear performance guarantee<sup>1</sup>



## ECO LINE HALF CELL FULL BLACK M108 / 395 - 415 V MONOCRYSTALLINE MODULE FAMILY



Longlife tested



Power proofed



Safety provided



Selection of components



Cross-linking degree test



Performance surplus of 0 Wp to 6.49 Wp



100% PID free cells



Special packing to avoid micro cracks in the cells



German warrantor

# ECO LINE HALF CELL FULL BLACK M108 / 395 - 415 W

Monocrystalline module family

Module type LX - XXXM/182-108+ | XXX = Rated power Pmpp

## Electrical data at STC

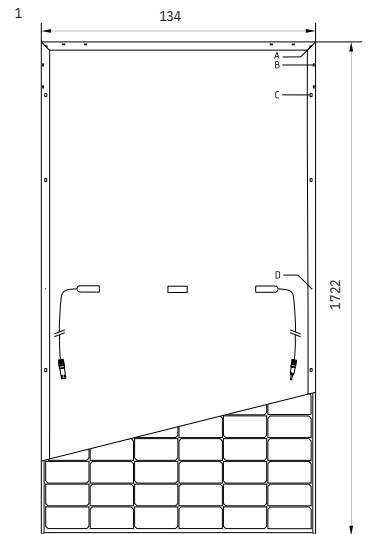
Rated power Pmpp [Wp]	395.00	400.00	405.00	410.00	415.00
Pmpp range to	4 01.49	406.49	411.49	416.49	421.49
Rated current Impp [A]	12.80	12.88	12.95	13.02	13.09
Rated voltage Vmpp [V]	30.89	31.09	31.30	31.51	31.72
Short-circuit current Isc [A]	13.52	13.60	13.67	13.75	13.82
Open-circuit voltage Uoc [V]	36.77	37.01	37.26	37.51	37.76
Efficiency at STC up to	20.54%	20.79%	21.05%	21.30%	21.56%
Efficiency at 200 W/m2	19.98%	20.24%	20.48%	20.73%	20.98%

## Electrical data at NOCT

Power at Pmpp [Wp]	293.25	296.96	300.67	304.38	308.10
Rated current Impp [A]	10.34	10.40	10.46	10.52	10.57
Rated voltage Vmpp [V]	28.36	28.54	28.74	28.94	29.14
Short-circuit current Isc [A]	10.92	10.99	11.05	11.11	11.17
Open-circuit voltage Uoc [V]	33.94	34.18	34.42	34.66	34.90

Specification as per STC (Standard test conditions): irradiance 1000 W/m<sup>2</sup> | module temperature 25°C | Air Mass = 1.5  
 NOCT (nominal operating cell temperature): irradiance 800 W/m<sup>2</sup> | wind speed 1 m/sec | ambient temperature 20°C | cell operating temperature 45 +/- 2°C | Air Mass = 1.5

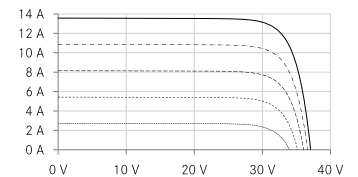
## Back - /Front - view3



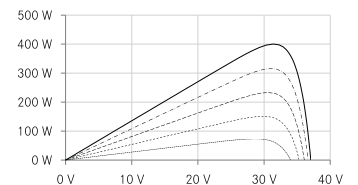
**Drilled holes<sup>4</sup>**  
 A: 4 x drainage  
 B: 16 x ventilation  
 C: 8 x mounting D:  
 2 x earthing

## Electrical characteristics

UI-diagram e.g. LX-400M/182-108+



UP-diagram e.g. LX-400M/182-108+



..... 200 W/m<sup>2</sup>  
 - - - 400 W/m<sup>2</sup>  
 - - - 600 W/m<sup>2</sup>  
 - - - 800 W/m<sup>2</sup>  
 ——— 1000 W/m<sup>2</sup>

## Limiting values

Max. system voltage [V]	1000 V or 1500 V
Max. return current [I]	25 A
Operating Temperature	- 40 to 85°C
Safety class	II
Max. tested pressure load [Pa] <sup>2</sup>	5400
Max. tested tensile load [Pa] <sup>2</sup>	2400

## Temperature coefficient

Temperature coefficient [V]   [I]   [P]	-0.285 %/°C   0.049 %/°C   -0.360 %/°C
---	--

## Specifications

Number of cells (matrix)	108 (6 x 18) I 182 x 91 mm
Module dimensions (LxWxH) <sup>3</sup>   Weight	1722 mm x 1134 mm x 30 mm   21.5 kg
Front-side glass	3.2 mm tempered highly transparent, anti-reflection solar
Frame	glass stable, anodised aluminium frame
Junction Box	At least IP67
Cable	symmetrical cable lengths > 1.1 m and 1.1 m, 4 mm <sup>2</sup> solar cable
Diodes	3 Schottky Diodes
Plug-in connection	MC4 or equivalent (IP67)
Hail test (max. hailstorm)	Ø 45 mm   impact velocity 23 m/s <sup>Δ</sup> 83 km/h


The specifications and average values can vary slightly. Relevant is the corresponding data of the individual measurement. Specifications are subject to change without notice. Measurement tolerance depending on equipment: rated power +/- 3%, other values +/- 10%. All information given in this data sheet corresponds to DIN EN 50380. A potential light-induced degradation of the power after commissioning is not considered here. Further information in the installation manuals.

- The specific warranty conditions are given under [www.luxor.solar/downloads.html](http://www.luxor.solar/downloads.html).
- Horizontal mounted, for details please check mounting instruction
- Tolerance L/W = +/- 3 mm. H +/- 2mm, the dimensions given in the order confirmation will be decisive
- Location and dimensions of holes on request

Luxor, your specialised company



**IEC**  
 IEC 61215  
 IEC 61730



Guidelines:  
 93/68/EEC  
 2014/35/EU, (LVD)  
 2014/30/EU, (EMC)

The validity of the certificates/listings for a specific country has to be examined under:  
[www.luxor.solar/downloads.html](http://www.luxor.solar/downloads.html)

Eco Line HC\_M108/395-415W\_03/2022